

► Project Codename

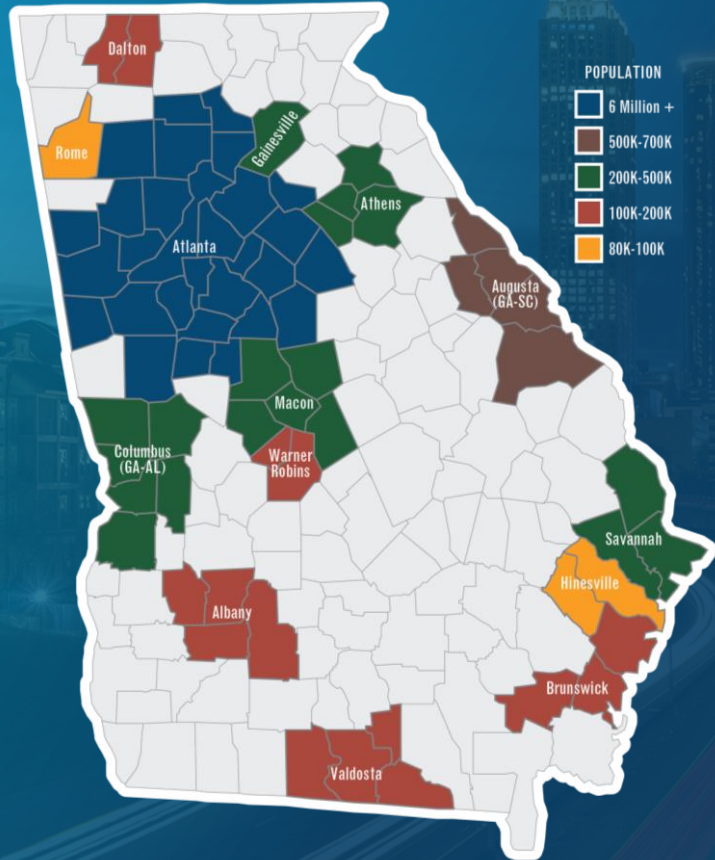
Why Georgia?

ABOUT



Georgia's Place in the Southeast US

- Located in the heart of the Southeast, Georgia is home to almost 11 million people, and continuing to grow
 - 8th most populous state
 - Nearly 20% of the entire Southeast population
 - #5 state for net migration
- Georgia's annual projected population growth from 2020 - 2030 outpaces regional and national growth projections



Georgia's Metro Areas

14

MSAs throughout the state representing growing population centers

9

MSAs projected to outpace U.S. population growth through 2026

HEADQUARTERED FORTUNE 500 COMPANIES



HEADQUARTERED FORTUNE 1000 COMPANIES



WORKFORCE & EDUCATION



Median Age

36.9 years old,
younger than the US
Median of 38.2



Labor Force

5.3 million
2nd Largest in
Southeast



Major MSA

Atlanta is nation's
8th largest
Metropolitan
Statistical Area



Educational Attainment

42% Associates
Degree or Higher



#1

Undergraduate
Engineering
Program –
Industrial/
Manufacturing



#1

African American
Graduates with a
Bachelor's
Degree



5K

Graduate and
Undergraduate
Engineering
Students



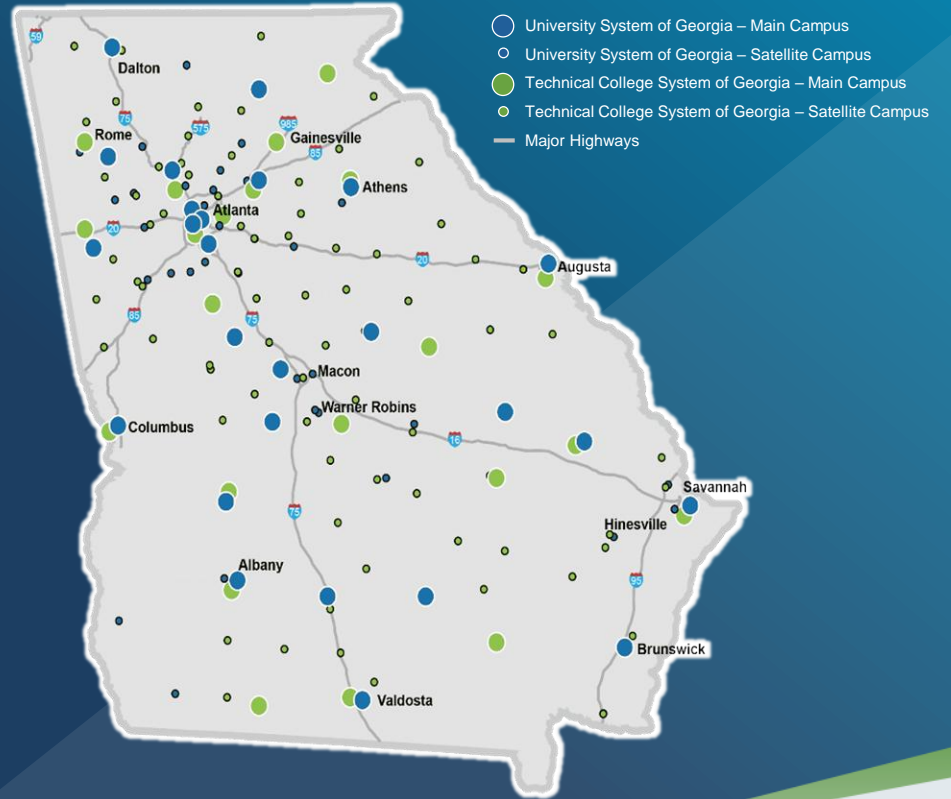
#1

Top Historically
Black College

Post Secondary Education in Georgia

95,000+

Degrees Issued Annually



Universities and Colleges within 250-Mile Radius



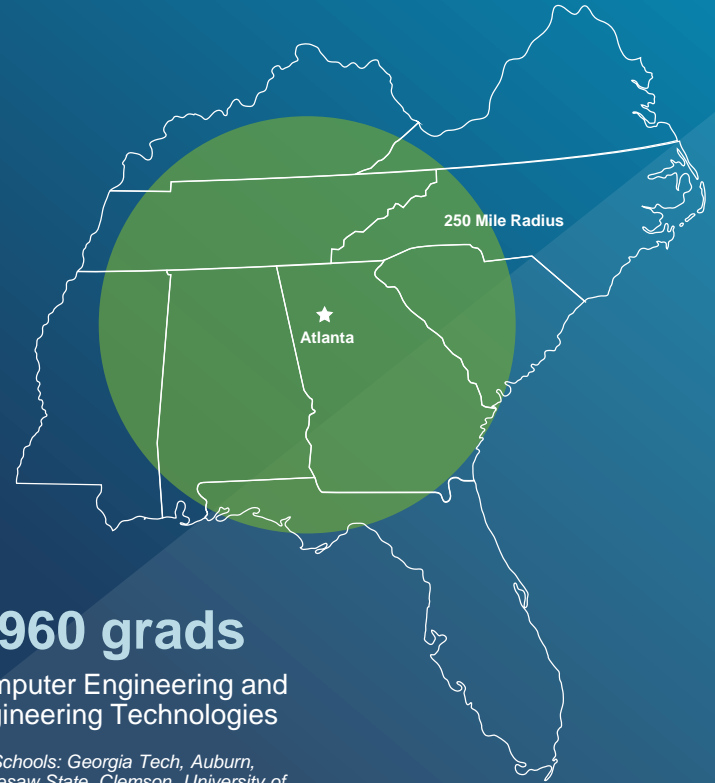
1.9M

Students in 446 2-year, 4-year and university level institutions*



24,440

Select IT & Engineering Degrees Awarded (2021)



22,000 grads

Computer and Information Sciences including Computer Programming

Top Schools: Georgia Tech, University of North Carolina – Charlotte, Kennesaw State, University of the Columbians Georgia State

1,320 grads

Management Information Systems

Top Schools: University of Georgia, Florida State, University of Alabama, University of Alabama - Birmingham

1,960 grads

Computer Engineering and Engineering Technologies

Top Schools: Georgia Tech, Auburn, Kennesaw State, Clemson, University of Alabama in Huntsville

*12 month unduplicated headcount

Georgia Quick Start

Comprehensive, customized workforce training at no cost to qualified companies

- Job-specific training meets company's needs
- Collaborative development process ensures company satisfaction
- In-house teams provide video, photography, animation and technical illustrations

#1

Consistently ranked #1 workforce development program in the U.S.

1.3M+

Georgians trained

QUICKSTART[®]
TECHNICAL COLLEGE SYSTEM OF GEORGIA

“Employees were 240% above their production targets on day one. That just goes to show how well prepared and skilled our team was.”

Bob Potts, Director of Continuous Improvement for Rinnai America

The Rinnai logo consists of the word "Rinnai" in a bold, red, sans-serif font.

“We have received outstanding support through our partnership with Quick Start, which is producing a well-trained workforce for our startup operation.”

Tom Gray, Vice President Of Operations, SKC

The SKC logo features the letters "SKC" in a bold, red, sans-serif font. To the right of the letters is a stylized graphic element composed of three overlapping shapes in orange and red, resembling a flame or a stylized letter 'S'.

LOGISTICS & TRANSPORTATION



AIR

The world's busiest airport, Hartsfield-Jackson Atlanta International

Commercial service from 8 additional airports

104 public-use airports in the state



SEAPORTS

Savannah: Fastest growing and 3rd busiest U.S. container gateway



ROADS

1,200 miles of interstate highway
20,000 miles of federal and state highways



RAIL

Largest rail network in the SE:
5,000 miles of rail

Access to Market



TRAVEL BY AIR



80% of U.S. markets within
a 2-hour flight time



TRAVEL BY RAIL



80% of U.S. markets within
3-4 days of transit



TRAVEL BY TRUCK



80% of U.S. markets within
a 2-day drive



Georgia Ports

PORT OF SAVANNAH

- Largest Single Container Terminal in North America
- Most Westerly Major Container Port On The Eastern Seaboard

PORT OF BRUNSWICK

- Nations busiest Ro/Ro port for auto and heavy equipment
- #1 for Automotive Exports

INLAND PORTS

- Provide Fast and Efficient Cross-state Delivery
- Current capacity to move 75,000 containers a year at the Appalachian Regional Port

Georgia Infrastructure Investments

\$1.5B

Transportation
Infrastructure
Investment

\$593M

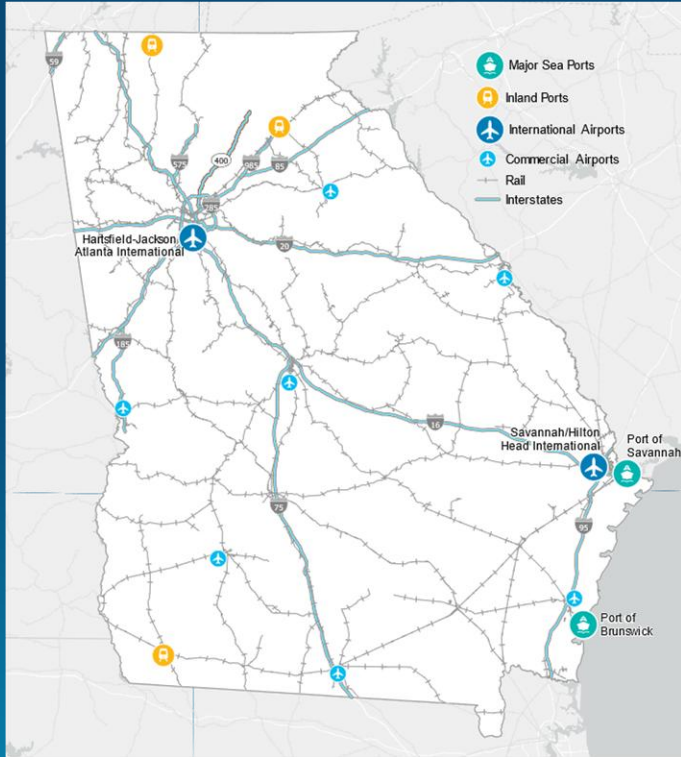
Capital Construction
Funding

\$250M

State Funding
Designated for Every
City and County to
Improve Roads

\$500M

New Freight
Program



Distribution and Warehousing

- 85% of the world's top 3PLs
- 65+ cold chain facilities
- 189 million cubic square feet of cold storage space
- 80% of global public refrigerated warehouse companies

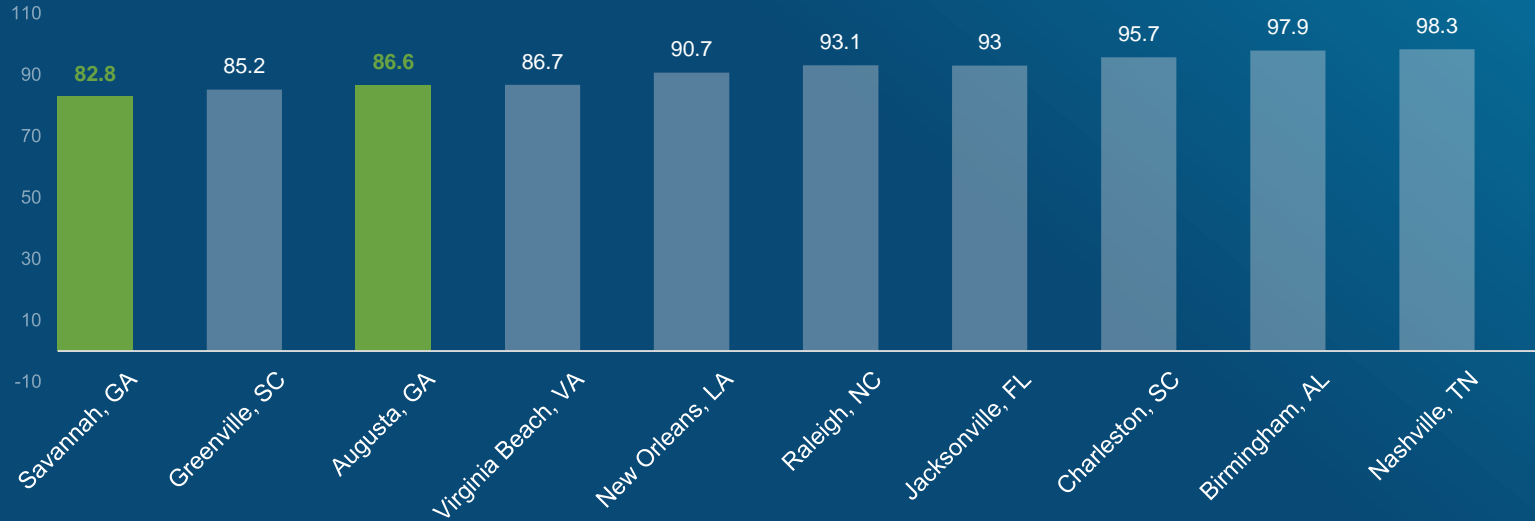
Business-friendly Environment

- Georgia has a AAA bond rating from all three agencies
- Fully-funded rainy day fund
- State corporate income tax, 5.19%
- Single factor apportionment based exclusively on gross receipts in Georgia
- Right-to-work and employment-at-will state
- Franchise tax rate – max \$5,000 annually



Cost of Doing Business Index

SOUTHERN METROS



Source: Moody's U.S. Regional Cost of Doing Business, 2025 edition



Quality of Life

"From the North Georgia mountains to the Golden Isles and every charming town in between, we're sure you'll find a reason to keep Georgia on your mind."

- Governor Brian P. Kemp

INTERNATIONAL OFFICE LOCATIONS





DRIVING GROWTH. CREATING JOBS. BUILDING TOMORROW.

GEORGIA'S ECONOMY IN ACTION

423

FACILITIES

\$26.3B

INVESTMENT

23,200

NEW JOBS



NOTABLE PROJECTS



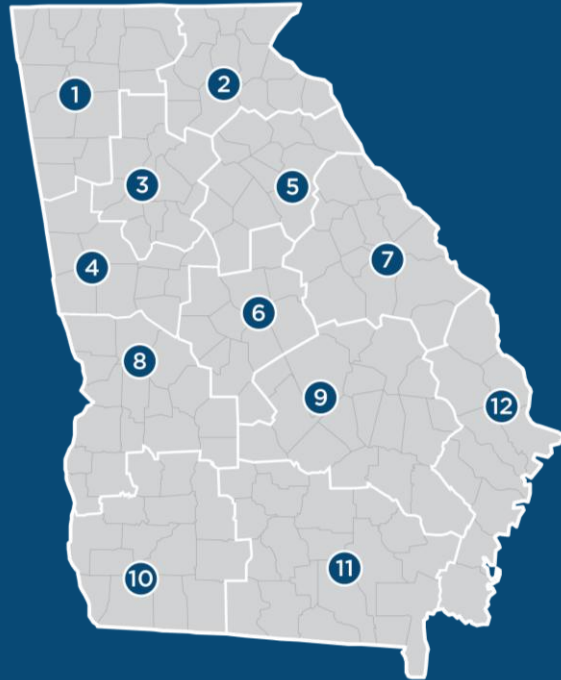
Mercedes-Benz



Five Year Snapshot

Fiscal Year	Locations	New Jobs	Investment
2021	377	32,355	\$10,950,419,532
2022	359	51,095	\$21,262,468,279
2023	428	38,375	\$24,223,767,670
2024	437	27,678	\$21,096,312,079
2025	423	23,223	\$26,352,798,113

Growth by Regions



Region	Locations	New Jobs	Investment
Region 1	37	3,263	\$2,529,062,400
Region 2	21	1,440	\$402,350,000
Region 3	97	8,599	\$7,669,815,662
Region 4	53	4,363	\$7,753,401,664
Region 5	13	472	\$3,576,590,500
Region 6	31	893	\$1,085,323,344
Region 7	31	506	\$135,849,000
Region 8	21	941	\$496,639,001
Region 9	10	437	\$101,500,000
Region 10	46	636	\$696,224,000
Region 11	37	607	\$760,300,300
Region 12	26	1,066	\$1,145,742,242

Foreign Direct Investment

27% of all projects were from foreign companies (115 total)

28% of all jobs (6,533) and 11% of investment (\$3.02B) were from FDI projects

Country	Projects	New Jobs	Investment
South Korea	18	870	\$787,492,240
Japan	17	772	\$671,060,501
Germany	16	898	\$149,828,000
Southeast Asia	10	1093	\$165,600,000
Ireland	7	704	\$69,915,001
United Kingdom	7	516	\$40,050,000
France	5	179	\$4,000,000
Canada	4	144	\$580,602,344
Switzerland	4	342	\$122,021,578
Belgium	4	49	\$5,120,000

Who We Are

The Georgia Department of Economic Development (GDEcD) is the marketing and sales arm of the State of Georgia.



Center of
Innovation



Council for
the Arts



Film



Global
Commerce



International
Relations



Tourism



Trade

JOB CREATION

- Quality Jobs Tax Credit
- Mega Project Tax Credit
- Job Tax Credits
 - Port Tax Credit Bonus
 - Life Sciences Manufacturing Tax Credit Bonus

DISCRETIONARY GRANTS

- Potential Grants for:
 - Land Acquisition
 - Site Preparation
 - Building Construction
 - Equipment Costs

COMMUNITY INCENTIVES

- Potential Opportunities for:
 - Property Tax Abatement
 - Land at Reduced Cost
 - Permitting Fee Waivers
 - New and Improved Infrastructure
 - Site Preparation
 - Cash Grants

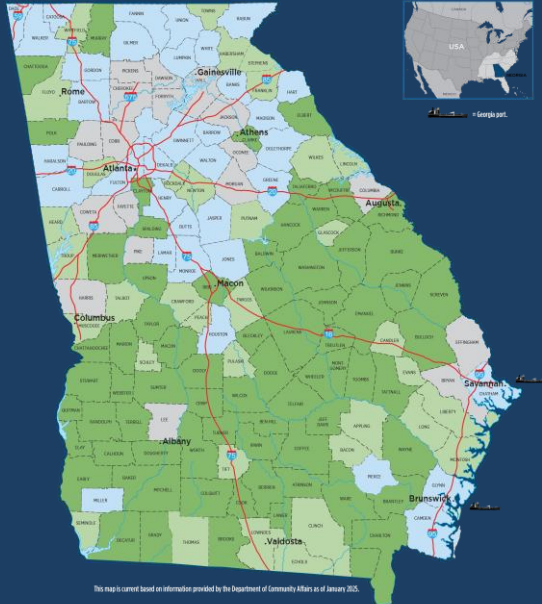
ADDITIONAL SUPPORT FOR GROWTH

- Quick Start Training Program
- R&D Tax Credits
- Investment Tax Credit
- Child Care Tax Credits

SALES & USE TAX EXEMPTIONS

- Energy Used in Manufacturing
- Manufacturing Machinery & Equipment
- Repair to Industrial Machinery
- Raw Materials & Packaging

Job Tax Credit Map

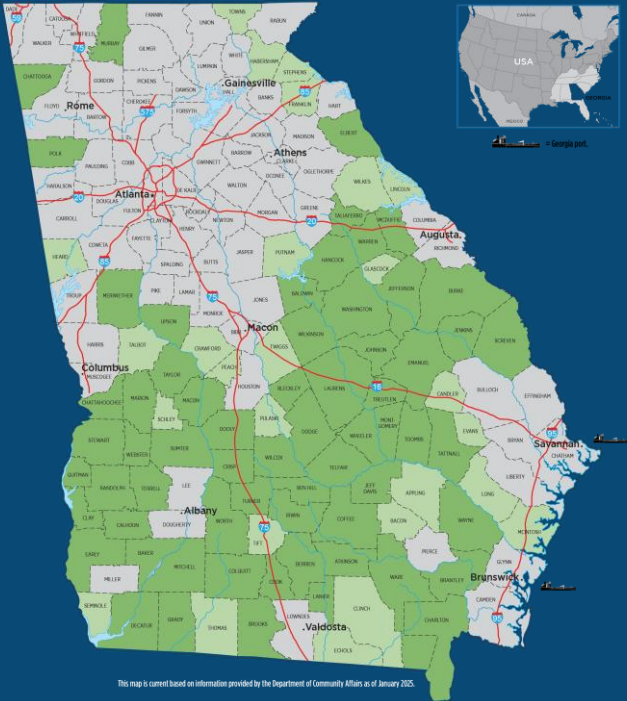


TIER	JOB TAX CREDIT \$ (FOR 5 YEARS)	MIN. NEW JOBS	CREDIT ALLOWANCES	CARRY FORWARD
1	\$4,000*	2	100% of tax liability - excess to withholding up to \$3,500 per job	5 years
2	\$3,000*	10	100% of tax liability	5 years
3	\$1,750*	15	50% of tax liability	5 years
4	\$1,250*	25	50% of tax liability	5 years

SPECIAL ZONE	JOB TAX CREDIT \$ (FOR 5 YEARS)	MIN. NEW JOBS	CREDIT ALLOWANCES	CARRY FORWARD
MZ/OZ	\$3,500	2	100% of tax liability - excess to withholding	5 years
LDCT	\$3,500	5	100% of tax liability - excess to withholding	5 years

INCENTIVES

Rural Designations

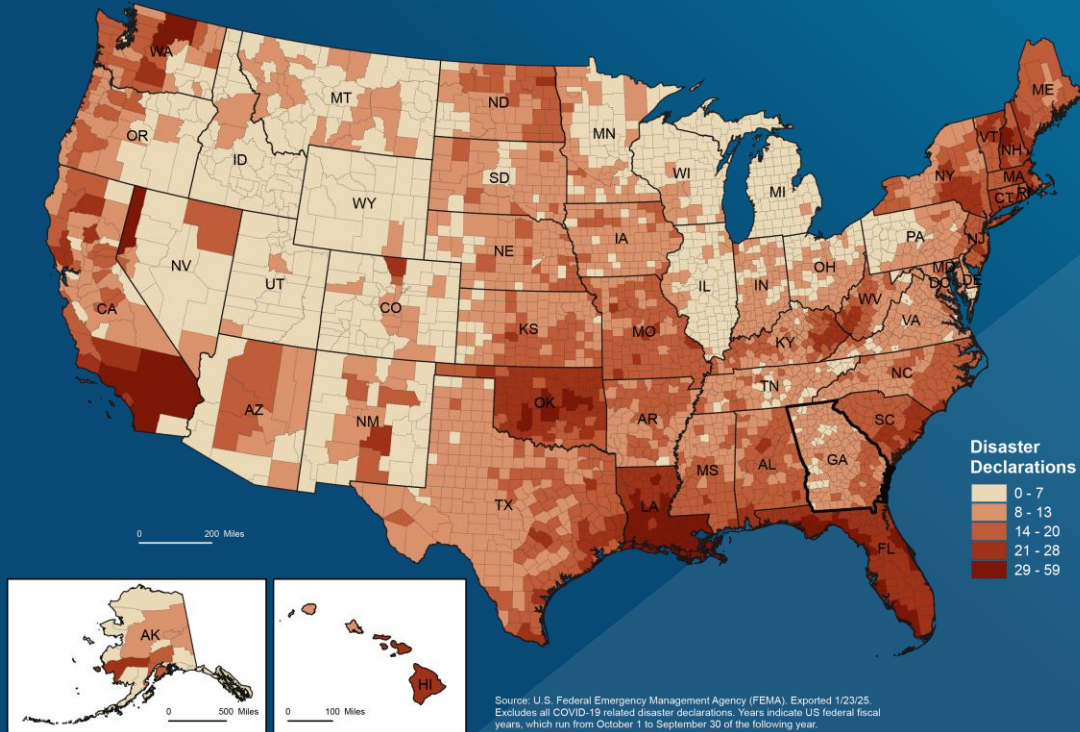


QJTC COUNTY DESIGNATIONS

TIER & STATUS	MINIMUM NEW JOBS	TIME PERIOD TO CREATE JOBS
Tier 1, Rural	10	12 months
Tier 2, Rural	25	12 months
Remaining Counties	50	24 months

Federally Declared Disasters by US County

2000 - 2024



Thank You

PARTNERSHIPS



GEORGIA'S TARGET INDUSTRIES



Aerospace



Agribusiness



Automotive



Chemical
Manufacturing



Contact Centers/
Customer Service



Cybersecurity



Data Centers



Sustainability



Defense



Energy



EV Battery
Manufacturing



Film



Financial
Technology



Food & Bev
Processing



General
Manufacturing



Headquarters



IT/Technology



Life Sciences



Logistics/
Warehouse



Recycling of
precious metals



Solar Energy



Wood
Processing/
Forestry



Metal
Stamping/
Fabrication



A LEGACY OF EXCELLENCE

Automotive

83,000

Jobs in automotive related facilities

\$27.3B

In investment, 32,200 jobs will be created since 2018 in e-mobility sector

194

Automotive related facilities in Georgia

4.4%

Low unionization rate

#2

Busiest automotive Roll-on/Roll-off port in the US Georgia Ports Authority's Brunswick facility

\$4.1B

Automotive exports in 2023

E-mobility

83,000

Jobs in automotive
related facilities

4.4%

Low
unionization rate

\$27.3B

In investment, 32,200
jobs will be created since
2018 in e-mobility sector

194

Automotive
related facilities
in Georgia

Aerospace

800+
Companies

40+
Aerospace-Related
Facilities Have Located
or Expanded Since 2015

200,000
Georgians
Employed

#1
Georgia Export

\$11.1B
In 2023

Agribusiness

#1

Industry in Georgia

\$74B

Yearly Economic
Impact

9.9M

Acres of Farmland

#1

United States for
Broilers, Hatching
Eggs & Peanuts

399,200

Georgians
Employed

1,586

Food Processing
Facilities

178M

Cubic Feet
of Cold Storage

#2

In Cotton,
Peanuts, Pecans
& Watermelon

#3

In Bell Peppers,
Blueberries,
Cucumbers,
and Peaches

INDUSTRY

Defense

50,000+
Residents
Employed

FIREARM
Manufacturers
Invested \$203M
from FY19 - FY23
Creating 1,898 Jobs

600,000+
Veterans Reside

13
Military
Installations

ARMY
Cyber Command
Center

4 OF 5
Military Branches
represented

INDUSTRY

Fintech

245

FinTech
Companies

300B

Global Payments
Processed

42,500+

Georgians
Employed

OVER 2/3

Share of US Card
Transactions
Processed

6 OF 10

Largest U.S.
Payment
Processing Firms

INDUSTRY

Forestry

#1

State in Commercially
Available Timberland

EXPORTER

State of Forest
Products

SEEDLING

Production for
Reforestation

\$42B

Overall Annual
Economic Impact

141,000

Total Direct and
Indirect Employment

INDUSTRY

Life Sciences

#2

Biomedical
Engineering
Program

78,000+

Life Sciences
Employees

4,000+

Life Sciences
Organizations

167,000+

Workers in
Tech-Related
Fields

Resources

- Online resources at georgia.org/online-resources
- Press releases: georgia.org/newsroom
- Blogs: georgia.org/blog
- We Speak Biz Newsletter: georgia.org/about-us/newsletter
- Style Guide!: [GDEcD Communications Style Guide - June 2024.pdf](#)
- Board Books: georgia.org/about-us/board-directors
- Year in Review: georgia.org/about-us/gdec-d-annual-report
- Templates and other marketing materials: [Global Commerce](#)
- Country Connections: georgia.org/international/relations-protocol/global-country-connections
- Media inquiries? Direct to jatwell@georgia.org
- Marketing needs: Direct to lsouther@georgia.org